






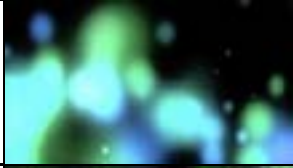




**VISUAL CORRESPONDENCES FOR SCORE SECTIONS 1 to 25**

		C1	C2	C3	C4	C5
						
R1		small dots				
R2		medium dots	The projected video shows a combination of one row R1-5 with one column C1-5. The musician should perform the associated Row/Column combination on the score throughout the duration (between 30-60 seconds) of the video projection for that section. When the image flickers or becomes very bright and saturated in colour, the musician is to extend and exaggerate the techniques and dynamic range of the improvisation to match the mood of the image.			
R3		textured small dots				
R4		large dots				
R5		various motion				